



Mission



TWENTY-EIGHT

Have a
Halloween party

Games, decorations and treats... we've
got everything you need to make
Halloween special at home.



Psst... don't forget your costume.
Get some spookspiration at [boden.com](https://www.boden.com)





Spooky snacks

Hands up who likes worms? Trick grown-ups with this easy but delicious dessert.

Ingredients:



Gummy worms



Chocolate sandwich biscuits

A packet of green jelly



Equipment:



A jug



A rolling pin


Individual glasses or dishes




A wooden spoon



1. Make the jelly following the packet instructions.



2. Pour into the dishes.



3. Add a few gummy worms to each (they look extra creepy if they're half climbing out).



4. Leave to set completely.



5. Break up the biscuits (remove the centres first) and sprinkle on top like dirt.



6. Add a final few worms to each to decorate and then dig in.




Plan your pumpkin

Use our handy templates to create your own pumpkin design. You can use these to carve your pumpkin (with a grown-up's help) or to decorate a paper plate and make a mask or decoration.



Creepy cobwebs

No haunted house is complete without cobwebs in every corner. These paper ones are easy to make and much less mess than the real thing.



A square piece of parchment or tissue paper

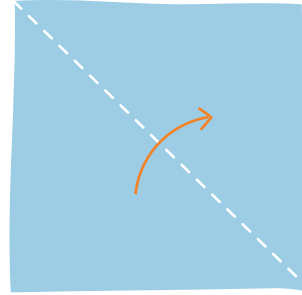
Equipment:



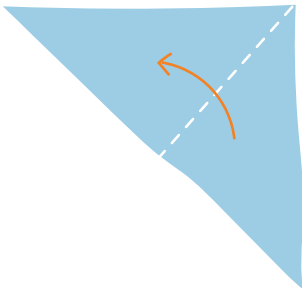
A pencil



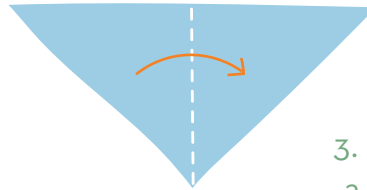
Scissors (and a grown-up to help)



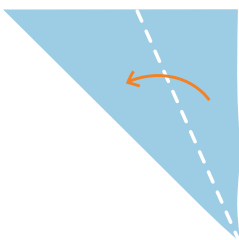
1. Fold diagonally in half.




2. Fold in half again.




3. Fold in half a third time.




4. Fold over a final time - you should have an extra bit sticking out at the top.



5. Draw a curved line along the top and cut off the extra paper.



6. Draw lines as shown and then cut the shapes out (make sure you're cutting from the folded side).



8. Unfold and then stick on a wall or window or hang with string to make a garland.



Purrrfect pairs

These cats are dressed in their best disguises, but can you remember who's where in our fun memory game?

How to play:

1. Cut out all the cards and place them face down.
2. The first player turns over two cards - if they match keep them, if not turn them back over.
3. The next player goes and tries to turn over a matching pair.
4. The winner is the person with the most pairs once all the cards are gone.

